



*Grade Level:* **Grade 1**

*Title:*

## **What Is Sound? & Music and Sound**

*Denomination:* **Christian**

*Lesson ID:* **PS-G1-06-CH**

**Contact Info:**

Exploring the World, Discovering God (EWDG)  
Institute for Theological Encounter with Science & Technology (ITEST)  
20 Archbishop May Drive, Suite 3400A  
St. Louis, MO 63119

EWDG email: [EWDG-Info@creationlens.org](mailto:EWDG-Info@creationlens.org)

EWDG web site: [www.creationlens.org](http://www.creationlens.org)

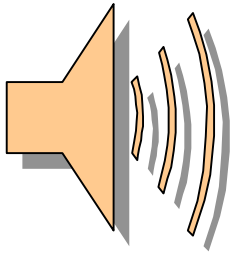
ITEST web site: [www.faithscience.org](http://www.faithscience.org)

Ph: 314.792.7220

***Note: Web sites referenced in this lesson were valid at time of publication.***

Copyright by Exploring the World, Discovering God (EWDG), a pilot program of Institute for Theological Encounter with Science & Technology (ITEST). All rights reserved. The contents, or parts thereof, i.e., lessons/modules, may be reproduced for classroom educational use only. Any reprinting or reproducing for the purpose of sale is prohibited, and if done, party is subject to all legal sanctions.

© ITEST © EWDG



## PHYSICAL SCIENCE MODULE – FIRST GRADE – CHRISTIAN LESSON 6 What is sound and our ears and voices are gifts from God.

**GENERAL CONCEPT:** What is sound and God gave us the gifts of hearing voices.

### SCIENCE LESSON CONCEPT

Sound is made when an object vibrates. Sound travels through the air.

### GOAL OF SCIENCE LESSON

Student will learn about sound and its properties.

### OUTCOME EXPECTED

Student will be able to describe how sound is made and how it travels.

### MATERIALS NEEDED

- Science Journal Page: SOUND
- Rice

### RELIGION LESSON CONCEPT

God gave us the gifts of hearing, voices, and musical instruments. How do we hear God's sounds – His words?

### GOAL OF RELIGION LESSON

Student will learn that voice and music are God's gift to us to enrich our life.

### OUTCOME EXPECTED

Student will be able to describe how music/song enhances life.

### MATERIALS NEEDED

- Musician or singer
- Song book

- Bowl with foil
- Pan
- Spoon
- Guitar or banjo
- Whistle
- Bell
- Siren
- Horn
- Penny
- Large rubber band

### SCIENCE METHODOLOGY

- **ASK** the student be as quiet as possible. Pause about 30 seconds.
- **HAVE** the student record what was heard on the Science Journal Page: SOUND
- **INTRODUCE** the concept of Sound Waves. We cannot see them but we can hear them.

- CD or Tapes of music

### RELIGION METHODOLOGY

- **HAVE** the music minister visit the classroom or meet in the church to explain what he/she does.
- **HAVE** the music minister lead the children in a joyful praise and songfest session.
- **END** the class with the student thanking the music minister for their service to the community.

- **PLACE** the rice and bowl for the experiment on the table  
Access to church organ or piano.
- **TELL** the student that you want them to make a prediction what will happen to the rice when I do certain things.
- **PLACE** the rice in the bowl on the foil.
- **HAVE** the student draw a spoon or write “spoon” on the Science Journal Page and predict what will happen when the spoon is banged next to the bowl.
- **HAVE** the student put a check if they were correct.
- **HAVE** the student predict and then check for each of the following:

**Blow a whistle**  
**Sound the Siren**  
**Blow the horn**

- **TELL** the student that you are going to stand in the back of the room. Do not turn around. I will make a sound. Record on your Science Journal Page what made the sound.
- **DO** each of the following: guitar plucking, snapping of fingers, penny dropping on the desk, large rubber band humming.
- **RECORD AND COMPARE** the answers.

- **POSIT:** We could hear the sounds because the sound waves traveled from the vibrating object to our ears.

## RSOURCES, LINKS AND COMPUTER LESSONS.

### Science Links

(Teacher) [www.cln.org/themes/sound/html](http://www.cln.org/themes/sound/html)

(Student) Interactive on-line activity teaching music  
[http://www.bbc.co.uk/northernireland/schools/4\\_11/music/mm/index/shtml](http://www.bbc.co.uk/northernireland/schools/4_11/music/mm/index/shtml)

(Student) Interactive on-line activity from the San Francisco Orchestra  
<http://www.sfskids.org>

(Teacher and student) Interactive on-line activity about orchestras  
<http://www.artsalive.ca/en/mus/index.asp>

(Student) On-line interactive site about sound  
[http://bbc.co.uk/schools/scienceclips/ages5\\_6/sound\\_hearing.shtml](http://bbc.co.uk/schools/scienceclips/ages5_6/sound_hearing.shtml)

### Religious Links

**NOTE:** This site is sponsored by a Catholic textbook publisher. Please check this specific content for appropriateness for your beliefs.

(Student) Watch and listen to “The Canticle of the Sun”  
<http://www.faithfirst.com/html/kidClub/games/canticle.html>

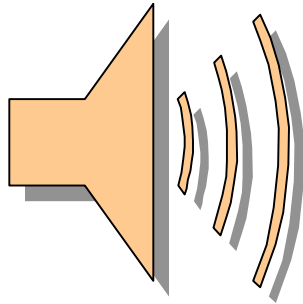
(Teacher and Student) Kid friendly site of Christian Music  
<http://hiskidsradio.gospelcom.net/music/>

(Teacher and Student) [Christian Praise And Worship Music For Kids](#)

Listen online to streaming **Christian** praise and worship **music for kids**. ... He began web **ministry** in 2001. Now, every month, people in over 140 countries ...  
[www.web-church.com/christian\\_music\\_for\\_kids.htm](http://www.web-church.com/christian_music_for_kids.htm) -  
[www.web-church.com/christian\\_music\\_for\\_kids.htm](http://www.web-church.com/christian_music_for_kids.htm)



**KEY WORDS**  
**PHYSICAL SCIENCE – LESSON 6 – GRADE ONE - CH**



**SOUND**

**VIBRATE**

**PROPERTIES**

**EAR**

**WAVES**

**GIFT OF HEARING**


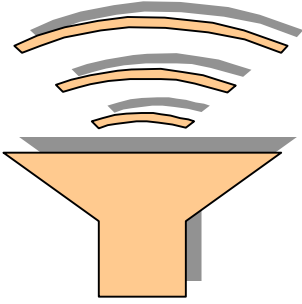
**VOICES**

**PRAISE**

**CHOIR**

**INSTRUMENT**

**KEY WORDS**  
**PHYSICAL SCIENCE – LESSON 6 – GRADE ONE - CH**



**SOUND**

**GIFT OF HEARING**

**VIBRATE**

**VOICES**

**PROPERTIES**

**PRAISE**

**EAR**

**CHOIR**

**WAVES**

**INSTRUMENT**