



Creation Lens

Exploring the World, Discovering God

Grade Level: Grade 2

Title:

Source, Work, and Effect of Light & Easter Candle as Trinity Model

Denomination: Christian

Lesson ID: PS-G2-05-CH

Contact Info:

Exploring the World, Discovering God (EWDG)
Institute for Theological Encounter with Science & Technology (ITEST)
20 Archbishop May Drive, Suite 3400A
St. Louis, MO 63119

EWDG email: EWDG-Info@creationlens.org

EWDG web site: www.creationlens.org




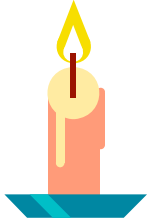
ITEST web site: www.faithscience.org

Ph: 314.792.7220

Note: Web sites referenced in this lesson were valid at time of publication.

Copyright by Exploring the World, Discovering God (EWDG), a pilot program of Institute for Theological Encounter with Science & Technology (ITEST). All rights reserved. The contents, or parts thereof, i.e., lessons/modules, may be reproduced for classroom educational use only. Any reprinting or reproducing for the purpose of sale is prohibited, and if done, party is subject to all legal sanctions.

© ITEST © EWDG



PHYSICAL SCIENCE MODULE – GRADE TWO - CHRISTIAN LESSON 5: LIGHT AND HEAT AND CHRIST THE LIGHT OF THE WORLD

GENERAL CONCEPT: Light and Heat and Christ the Light of the World

SCIENCE LESSON CONCEPT

What is light? How does it work? What are its effects? What are the sources of light?

GOAL OF SCIENCE LESSON

- 1) The student will investigate the sources of light.
- 2) The student will investigate the work of light.
- 3) The student will investigate the effects of light on life.

OUTCOME EXPECTED

The student will want further inquiry into light-related activities through television, virtual reality and computer searches.

MATERIALS NEEDED

- Candles

RELIGION LESSON CONCEPT

Christ is the Light of the world. The Easter Candle is a good model of the Trinity.

GOAL OF RELIGION LESSON

- 1) The student will appreciate the role of light in the Bible and in our church.
- 2) The student will be able to name places in worship Service where light is used.

OUTCOME EXPECTED

The student will gain an appreciation of light in our Faith as well as a workable image of the Trinity.

MATERIALS NEEDED

- Candle

- Matches
- Electric lamp
- Pictures of sun and moon
- Science Journal Page: LIGHT AND HEAT
- Pencil

SCIENCE METHODOLOGY

- **.GIVE** each student the Science Journal Page: LIGHT AND HEAT.
- **ASK:** From Where does our light come?
- **HAVE** the student record the answer (Sun) on the Science Journal Page.
- **DARKEN** the room to keep out the sun.
- **TURN ON** the electric candle.
- **ASK:** From where does this light come?
- **RECORD** answer on Science Journal Page.
- **TURN ON** one electric light.

- Darkened room
- Jesus' story about putting light under a basket
- Battery operated candle
- Children's literature story about light
- Markers, crayons, and paper

RELIGION METHODOLOGY

- **READ** a children's literature story about light.
- **TELL** the students that the lighted Candle shows us that Jesus is the Light of the World.
- **ASK:** What does that mean? (Jesus shows us the way to God through the darkness.)
- **DARKEN** the room. Light the electric candle.
- **SAY:** See what light even a small candle can produce.
- **USE** the Candle to demonstrate that the candle shows Is a good picture of God the Father, God the Son, and God the Holy Spirit
- **EXPLAIN** that God the Father is the flame, The Light from the Flame is God the Son, and the Heat is God the Holy Spirit.

- **ASK:** From where does this light come?
- **RECORD** answers on the Science Journal Page.
- **COMPARE** the answers of the students.
- **SHOW** the pictures of the sun and the moon.
- **ASK:** What is the source of all light?
- **POSIT:** The sun is the source of light on the earth.

- **HAVE** the students draw the candle and identify the Three Persons in the Blessed Trinity or have the students draw a picture of Jesus helping them bring light to the world.
- **POSIT:** Jesus brings light to the world.

RESOURCES, LINKS AND COMPUTER LESSONS.

Science Links

(Teacher) Links to other sites for activities

http://www.surfnetkids.com/science_experiments.htm

(Teacher) www.sfscience.com

Religious Links


(Teacher) Craft ideas with candles

<http://msssbible.com/newtestament/lightoftheworld.htm>

(Teacher) A Glow in the Dark Party plan

http://www.daniellesplace.com/html/glow_in_the_dark.html

KEY WORDS
PHYSICAL SCIENCE – GRADE TWO – LESSON 5 - CH



LIGHT

HEAT

SOURCE OF LIGHT

WORK OF LIGHT

EFFECTS OF LIGHT



LIGHT OF THE WORLD

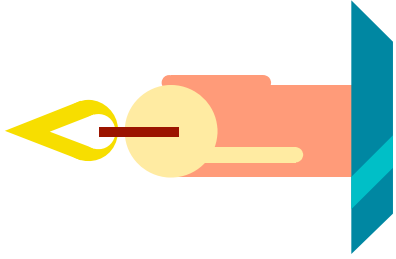
EASTER CANDLE

WORSHIP

JESUS

TRINITY

KEY WORDS
PHYSICAL SCIENCE – GRADE TWO – LESSON 5 - CH



LIGHT

LIGHT OF THE WORLD

HEAT

EASTER CANDLE

SOURCE OF LIGHT

WORSHIP

WORK OF LIGHT

JESUS

EFFECTS OF LIGHT

TRINITY