



Grade Level: **Kindergarten**

Title:

Baby Animal Names & God Gives All Life

Denomination: **Catholic**

Lesson ID: **LS-GK-06-CA**

Contact Info:

Exploring the World, Discovering God (EWDG)
Institute for Theological Encounter with Science & Technology (ITEST)
20 Archbishop May Drive, Suite 3400A
St. Louis, MO 63119

EWDG email: EWDG-Info@creationlens.org

EWDG web site: www.creationlens.org


ITEST web site: www.faithscience.org

Ph: 314.792.7220

Note: Web sites referenced in this lesson were valid at time of publication.

Copyright by Exploring the World, Discovering God (EWDG), a pilot program of Institute for Theological Encounter with Science & Technology (ITEST). All rights reserved. The contents, or parts thereof, i.e., lessons/modules, may be reproduced for classroom educational use only. Any reprinting or reproducing for the purpose of sale is prohibited, and if done, party is subject to all legal sanctions.

© ITEST © EWDG



LIFE SCIENCE MODULE – KINDERGARTEN – CATHOLIC
LESSON 6 – Baby Animals Have Special Names and God gives all life.

GENERAL CONCEPT: The offspring of animals have a separate name from the adult animal and God gives all life.

SCIENCE LESSON CONCEPT

Baby animals are called different names from the mother and father animals.

GOAL OF SCIENCE LESSON

Student will be able to name the correct term for several baby animals.

OUTCOME EXPECTED

Student will be able to use the new terms to describe animal offspring.

MATERIALS NEEDED

- Pictures of the following:
 Cat-kitten, kittens
 Dog-puppy, puppies
 Bear-cub, cubs
 Cow-calf, calves
 Hen-chick, chicks

RELIGION LESSON CONCEPT

Babies are a special gift from God! God gives all life. We are happy to share life with the baby.

GOAL OF RELIGION LESSON

Student will know that the life of the baby comes from God.

OUTCOME EXPECTED

Student will be welcoming new babies in the family.

MATERIALS NEEDED

- Pictures of human babies – new-born to several months old.
- Coloring page of baby's toys
- Baby bottle with formula

Duck-duckling, ducklings
Horse (mare) - foal (colt) foals
Hog (sow)-piglet, piglets
Goose-gosling, goslings

- Magnets for the back of the pictures
- Cardboard name signs for each baby animal(s)
- Science Journal Page: Baby Animals
- Pencil
- Black line master (if possible) matching baby animals and names.

SCIENCE METHODOLOGY

- **SHOW** the pictures of the adult animals.
- **ASK:** What do we call the (cat's) baby? (Kitten)
- **ASK:** If there is more than one kitten in a litter (birth group), what do we call them? (kittens)
- **REPEAT** with each animal picture.
- **GO OVER** the entire group of pictures.
- **POINT** to the picture and the class would say, "Cat, kitten" and you would point to the cardboard word "kitten". Continue for the rest.

- Baby clothing
- Baby doll
- Nativity Story from the Bible
- Coloring sheet of baby items

RELIGION METHODOLOGY

- **ASK:** Do any of you have a new baby brother or sister at your home? (Hands up and call on students.)
- **ASK:** Is the baby a boy or a girl? (answers)
- **ASK:** What is the name of your new brother or sister?
- **ASK:** Can you tell us about your new brother or sister? Listen to responses. Is respect or jealousy evident?
- **POINT** out how much God wants us to love all babies.
- **ASK:** Do you know that all new life comes from God?

- **MIX** the pictures and the words. Have students match them on the board.
- **If POSSIBLE**, have each student complete a matching worksheet on baby animals and their names.
- **POSIT**: Baby animals have special names.

- **SAY**: What a gift He has given to your family? We should thank God for the new babies that He sends to us.
- **SAY**: Babies need a lot of love and care. What sort of things do babies need that you don't need any longer? (diapers, baby bottles, rattles, baby food, bib, etc.)
- **ASK**: How can you help love and care for the new baby? (Record answers)
- **SHOW** the baby doll.
- **SAY**: This is a baby doll. It is like a baby, but it is a toy. Can you show us how to take care of the baby? (Hold properly, give the bottle; change the diaper, soft toys, etc.)
- **SAY**: Jesus was a baby too. His mother, Mary had to take very good care of him.
- **READ** the Nativity Story.
- **HAVE** the children tell the story back to you.
- **HAVE** the students draw and/or color a page of baby items.
- **ASK**: On what day do we celebrate the day Jesus was born? (Christmas). Close by saying, "Happy Birth Day to Jesus.

POSIT: Babies are gifts from God.

SCIENCE RESOURCES AND LINKS

(Teacher) <http://www.kinderart.com>

Free coloring pages of animals and baby animals to print and copy. Click at end for Farm animals.

(Teacher) Chart of animals terms: males, female, baby
www.treasureranch.com

(Teacher) Source of animal and baby pictures
www.arizonahighways.com/custom.cfm?name=c_nature.cfm&seid=31&id=25

(Teacher) Good pictures and learn how to use them for free
www.picturesof.net/pages/0001-0210-0620-4621.html

(Parent and Student) Quiz on the names of baby animals
www.squiglysplayhouse.com

(Teacher) FREE pictures of baby animals


www.babyanimalz.com

RELIGIOUS RESOURCES AND LINKS

(Teacher) Coloring page to print and copy of baby items.

www.preschoolcoloringbook.com/color/cpbaby23.shtml

KEY WORDS
LIFE SCIENCE – LESSON 6 – KINDERGARTEN - CH



OFFSPRING

KITTEN

PUPPY

CUB

CALF

CHICK

DUCKLING

FOAL

PIGLET

GOSLING

PARENTS

CHILDREN

BABY

BETHLEHEM


MARY

JOSEPH

BABY JESUS

MANGER

KEY WORDS
LIFE SCIENCE – LESSON 6 – KINDERGARTEN - CH



OFFSPRING

PARENTS

KITTEN

CHILDREN

PUPPY

BABY

CUB

BETHLEHEM

CALF

MARY

CHICK

JOSEPH

DUCKLING

BABY JESUS

FOAL

MANGER

PIGLET

GOSLING