



*Grade Level:* **Kindergarten**

*Title:*

## **Objects Move at Different Speeds and People are Different.**

*Denomination:* **Christian**

*Lesson ID:* **PS-GK-06-CH**

**Contact Info:**

Exploring the World, Discovering God (EWDG)  
Institute for Theological Encounter with Science & Technology (ITEST)  
20 Archbishop May Drive, Suite 3400A  
St. Louis, MO 63119

EWDG email: [EWDG-Info@creationlens.org](mailto:EWDG-Info@creationlens.org)

EWDG web site: [www.creationlens.org](http://www.creationlens.org)



ITEST web site: [www.faithscience.org](http://www.faithscience.org)

Ph: 314.792.7220

***Note: Web sites referenced in this lesson were valid at time of publication.***

Copyright by Exploring the World, Discovering God (EWDG), a pilot program of Institute for Theological Encounter with Science & Technology (ITEST). All rights reserved. The contents, or parts thereof, i.e., lessons/modules, may be reproduced for classroom educational use only. Any reprinting or reproducing for the purpose of sale is prohibited, and if done, party is subject to all legal sanctions.

© ITEST © EWDG



PHYSICAL SCIENCE MODULE – KINDERGARTEN - CHRISTIAN  
LESSON 6: Objects Move at Different Speeds and People are Different.

**GENERAL CONCEPT:** Objects can move at different speeds and Differences are good.

**SCIENCE LESSON CONCEPT**

Different things move at different speeds.

**GOAL OF SCIENCE LESSON**

Student will understand that different things move at different speeds.

**OUTCOME EXPECTED**

Student will be able to demonstrate how pairs of objects: bike/motorcycle, car/plane, and tortoise/hare move at different speeds.

**MATERIALS NEEDED**

- Science Journal Page: Moving At Different Speeds

**RELIGION LESSON CONCEPT**

All people are created by God. People are very different and differences are good.

**GOAL OF RELIGION LESSON**

Students will know that differences in people are good things.

**OUTCOME EXPECTED**

Student will know that God loves them just as they are.

**MATERIALS NEEDED**

- Pictures of different races, genders, physical challenged and ages of people

- Pencil
- Story of the Tortoise and The Hare
- Model car
- Model motorcycle
- Model bike
- Model plane

#### SCIENCE METHODOLOGY

- **WRITE** on flip chart or board: DIFFERENT THINGS MOVE AT DIFFERENT SPEEDS.
- **HAVE** the student copy on the Science Journal Page.
- **READ** the story of the Tortoise and The Hare from Aesop's Fables.
- **SAY:** The Tortoise and the Hare both are animals and they both could move.
- **ASK:** Did they move at different speeds? (Yes). Who moved faster? (Hare) Why? (Longer legs, more energy) Who moved slower? (Tortoise) Why? (shorter legs, heavy shell)
- **SAY:** So two animals can move, but they move at different speeds.

- Drawing paper for a booklet: SAME AND DIFFERENT
- Pencil
- Crayons or markers

#### RELIGION METHODOLOGY

- **ASK:** Who made all people? (God)
- **ASK:** Are people all the same?(No)
- **ASK:** How are we all the same? Record answers.
- **ASK:** How are we different? Record answers.
- **ASK:** Is it good or bad that we are different?
- **ASK:** How are you like other Kindergarteners? Record answers
- **ASK:** How are you different from other Kindergarteners? Record answers.
- **SAY:** Jesus liked and met many different people: fishermen and tax collectors, blind, crippled and

- **SHOW** the student the bike and motorcycle.
- **ASK:** If they both have two wheels, do they move at the same speed? (No) Why (Motorcycle has an engine, bike has leg power.)
- **SHOW** the student the car and the plane.
- **SAY:** Both the car and the plane have engine power. Which moves faster? (plane) Why? (Bigger engines and wings.)
- **SAY:** The plane and the car both have engines but they move at different speeds. Is this correct?(Yes)
- **ASK:** Can you think of two other things that are a bit alike, but move at different speeds? Draw them on your Science Journal Page and circle the one that moves faster.
- **HAVE** the students show their Science Journal Page and give them the opportunity to add another set of objects to the page.
- **POSIT:** Different objects move at different speeds/

deaf people and people who were strong, children and adults, young and old people. Jesus loved them just the way they were. Jesus loves you just the way you are.

- **EXPLAIN** making the booklet. Work with the students page by page of the booklet. (3 papers folded in half and laid on top of each other and stapled in the middle. Pages 2-5 the student draws themselves and how they are alike to another student: height, gender, sports, hair color, eye color  
Pages 6-9 the Student draws themselves and how they are different from another student.  
Page 10 is a class picture.
- **COVER PAGE: SAME AND DIFFERENT and student's name**
- **Page 2: I am the same.**
- **Page 3: Same and Picture**
- **Page 4: Same & Picture**
- **Page 5: Same & Picture**
- **Page 6: I am Different.**
- **Page 7: Different and Picture**
- **Page 8: Different and Picture**
- **Page 9: Different and Picture**

- **Page 10: All of us.**

## RESOURCES, LINKS, AND COMPUTER LESSONS

### Science Links

(Teacher) Teaching kids about wind speed  
[http://teachertipstraining.suite101.com/article.cfm/elementary\\_science\\_lesson\\_plan](http://teachertipstraining.suite101.com/article.cfm/elementary_science_lesson_plan)

(Teacher) Two great lessons and activities on speed.  
<http://sciencespot.net/Pages/classphys.html#Anchor-49575>

(Teacher) Great lesson on speed and activities.  
[http://www.databases.dft.gov.uk/primary/science/year\\_2/lp\\_2/resources/resources\\_lesson.pdf](http://www.databases.dft.gov.uk/primary/science/year_2/lp_2/resources/resources_lesson.pdf)


### Religious Links

(Teacher) Lesson plans for teaching about disabilities.  
[http://www.education-world.com/a\\_lesson/index.shtml](http://www.education-world.com/a_lesson/index.shtml)


(Teacher and Parent) Teaching Children about Respect  
<http://www.buzzle.com/articles/teaching-children-respect.html>

(Teacher) Teaching that being different isn't special  
<http://ezinearticles.com/?Teaching-Children-that-Being-Different-Isnt-Special&id=81329>

**KEY WORDS**  
**PHYSICAL SCIENCE – LESSON 6 – KINDERGARTEN - CHRISTIAN**





**OBJECTS**  
**SPEED**  
**DIFFERENT**



**PEOPLE**  
**ALIKE**  
**RACE**  
**GENDER**  
**HEIGHT**  
**WEIGHT**  
**GIFTS**

**KEY WORDS**  
**PHYSICAL SCIENCE – LESSON 6 – KINDERGARTEN -**  
**CHRISTIAN**



**OBJECTS**

**PEOPLE**

**SPEED**

**ALIKE**

**DIFFERENT**

**RACE**

**GENDER**

**HEIGHT**

**WEIGHT**

**GIFTS**